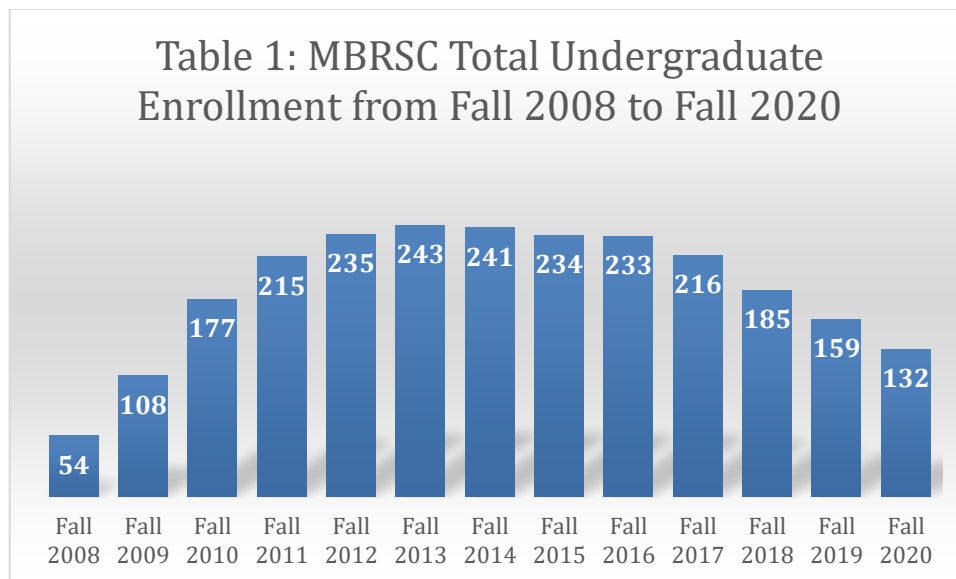


MBRSC Enrollment Rates

The Mohammed Bin Rashid School for Communication (MBRSC) graduates talented, proficient, and dedicated young media professionals. The American University in Dubai first offered the Bachelor of Communication and Information Studies (BCIS) degree in the fall of 2007. The current program has taken effect at the beginning of AY 2009-2010. The MBRSC launched in fall 2017, a graduate program in Leadership and Innovation in Contemporary Media. Mr. Ali Jaber has been the dean of the school ever since September 2009.

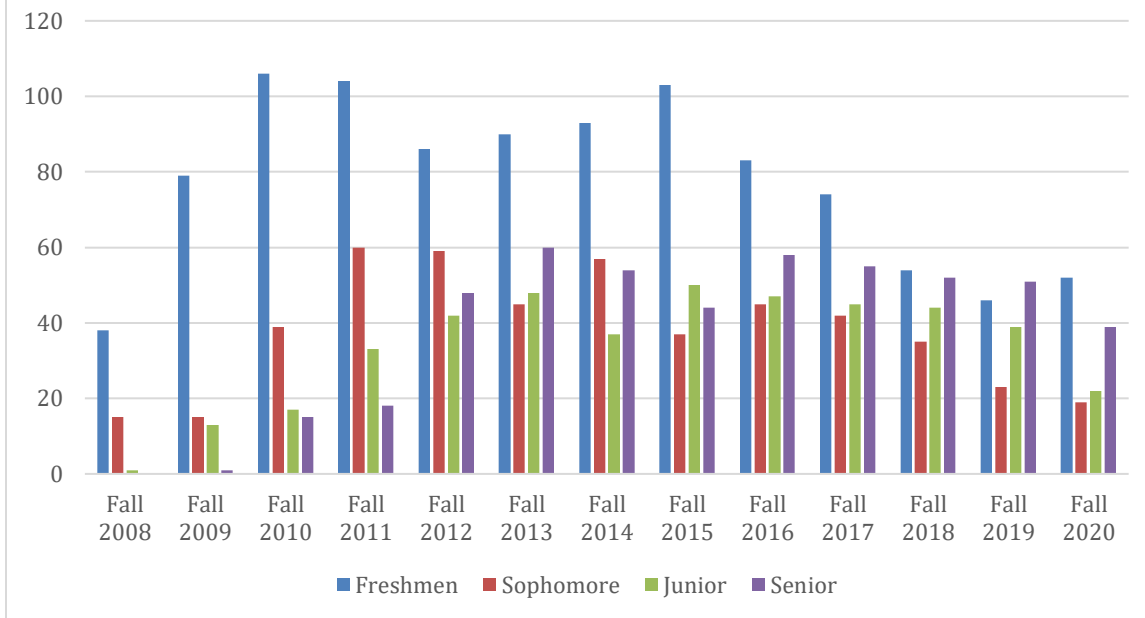
The MBRSC undergraduate students may join the Digital Production and Storytelling (DPST) or the Journalism (JOUR) major, both of which begin at the freshman level with fundamental concepts, theories, and media ethics and culminate in a capstone project and an internship at a reputable media firm in the UAE. The DPST and JOUR majors offer Arabic track options allowing the students to take all their writing courses in Arabic.

The total enrollment at the MBRSC as of fall 2020 is 132 undergraduate students (see Table 1). The total number of the MBRSC undergraduate students for the last four academic years has averaged 173 students.



The freshmen are consistently the largest number of undergraduate students in the MBRSC (see Table 2). This figure though may be inflated because some students take more than one academic year to move to the sophomore status since they have to complete remedial English and/or math courses that are non-credited. On the other hand, the largest attrition rate happens at the end of the freshman year, which may justify the uneven distribution of students by grade level.

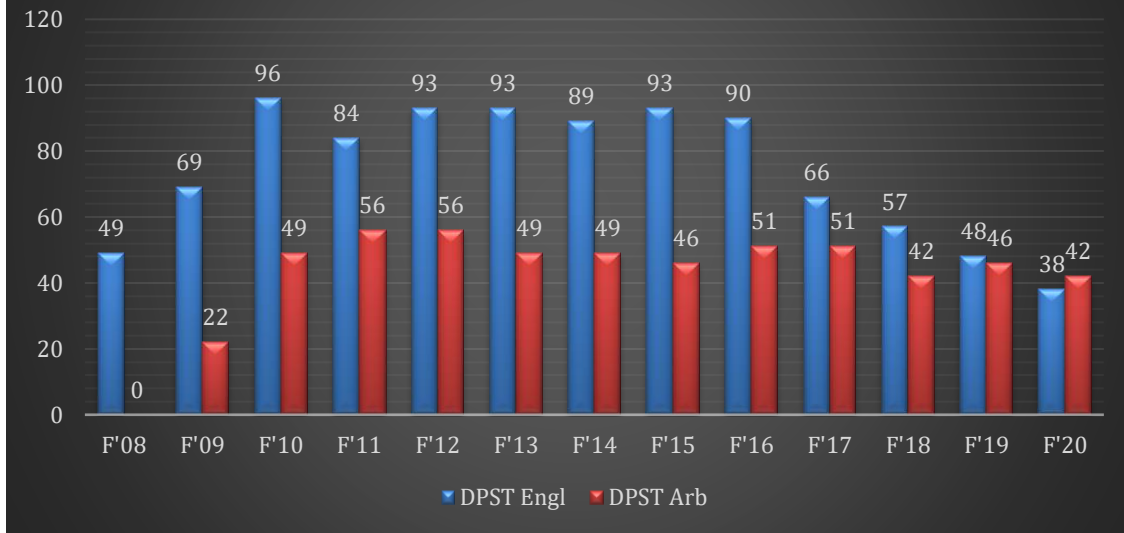
Table 2: MBRSC Undergraduate Enrollment by Class Standing



The MBRSC provides yearly around 12 to 15 merit-based scholarships, sponsored by the Mohammed Bin Rashid Foundation (MBRF). The undergraduate scholarships are for Arabic track students joining the Journalism or the Digital Production and Storytelling majors. This guarantees having in the classrooms a high concentration of intellectually engaged and high performing students as well as having Arab students from all economic backgrounds. As of Spring 2021, the proportion of the MBRSC undergraduate students who have the MBRF scholarship is 25%.

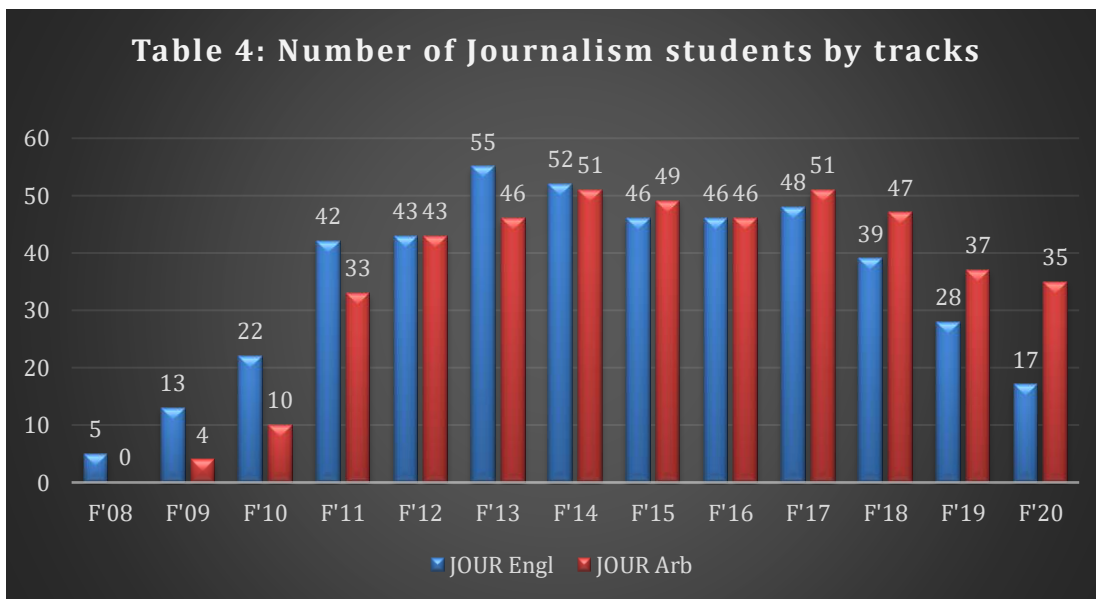
In the recent academic year, in the DPST major, the proportion of English and Arabic track students is almost equal. (see Table 3).

Table 3: Number of Digital Production & Storytelling Students by track



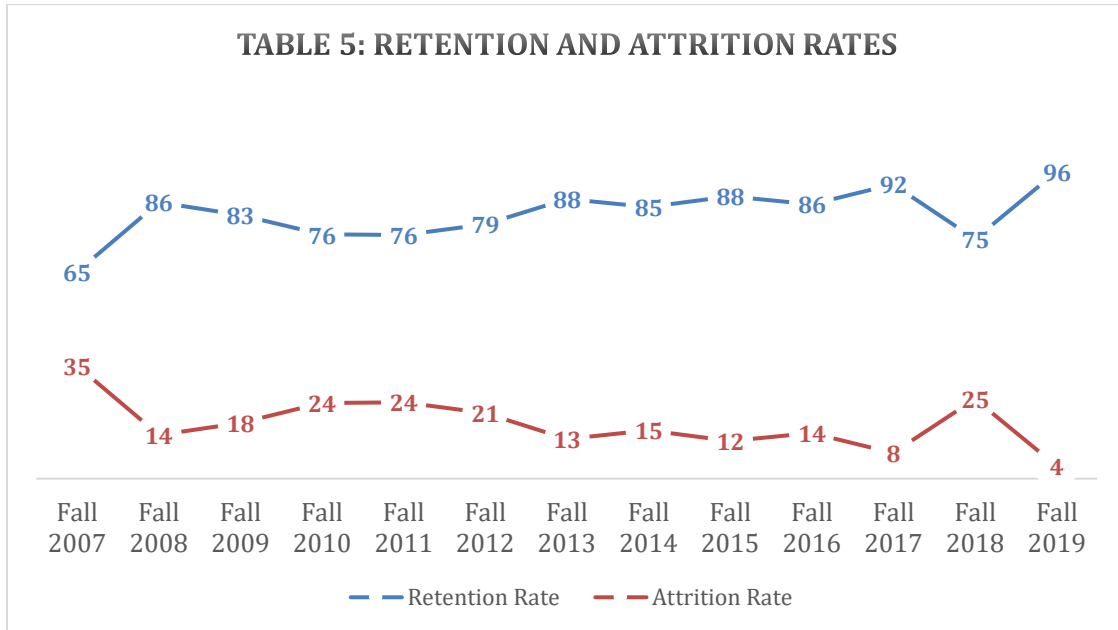
However, among the JOUR major, the numbers of students enrolled in the Arabic track is higher than the number of students enrolled in the English Track (see Table 4).

Table 4: Number of Journalism students by tracks



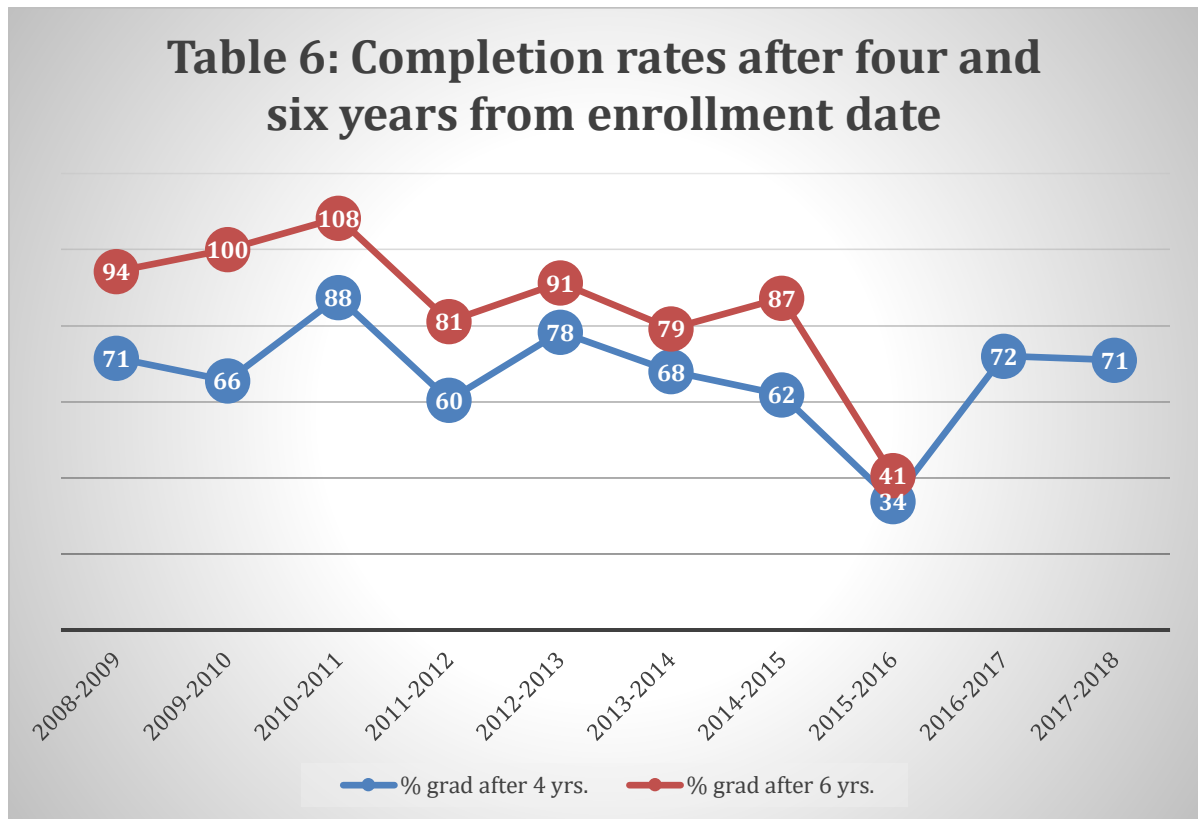
MBRSC Retention and Graduation Rates

The Retention Rates in Table 5 reflect the proportion of the MBRSC students who stayed in the program a year after they enrolled. The Retention Rate of students who joined in fall 2019 and are still in the program in fall 2020 is 96%. The Attrition Rate is the proportion of the MBRSC students who are no longer in the program a year after they initially joined. There is a major improvement in the retention rates of Fall 2019 as 96% of the students returned in Fall 2020, while the retention rates of Fall 2018 were 75%.



The Graduation Rates presented in Table 6 are computed for students who joined in fall 2008 onward. These Graduation Rates represent the proportion of students who completed their degree requirements, after four years and six years from the time they joined the program. For the cohorts that joined the MBRSC program in 2013, 2014, and 2015, the Graduation Rates computed four years later are 68%, 62%, and 34% respectively, and are 79%, 87%, and 36% respectively six years later. The completion rates of the cohorts that joined in 2016 and 2017 are at 72% and 71% respectively.

Table 6: Completion rates after four and six years from enrollment date



Employment Rates of MBRSC Graduates

The employment rates noted in Table 7 are based on the last survey conducted in the summer of 2021 including all 440 BCIS alumni who graduated from the MBRSC since its launch in 2007 until July 2021. Excluded from Table 7 though are the 34 May 2021 graduates since many of them were unlikely to have found employment at the time the survey was conducted. The employment rates calculated below exclude as well the 54 undergraduate alumni that we were unable to contact. As for the remaining pool of 271 BCIS alumni from May 2011 to May 2020, the overwhelming majority, 88.57%, were working full time, and only 8.57% were not working at the time of the survey.

Table 7: Employment rates including all BCIS graduates that completed their degree requirements and were contacted successfully*

Status of BCIS Graduates	N	%	Cumulative %
Graduates working full time**	341	88.57	88.57
Graduates pursuing a Master	7	1.82	90.39
Graduates not working	33	8.57	98.96
Graduates pursuing an internship	4	1.04	100.0
Total	385		
* Excluded from this analysis are the 54 students who could not be contacted and the 34 May 2021 graduates			
* **Included are 27 graduates who are self-employed			